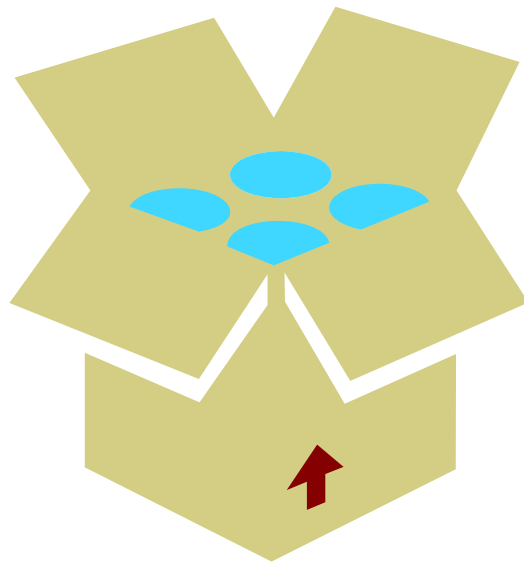


Design and Technology


Name:.....

Packaging



Looking at packaging

I looked at 2 different packages. These were the ones I looked at



Is all the packaging necessary?

.....

.....

Can the material be reused?

.....


Do you like the packet? Why ?

.....

.....

.....

.....



Is all the packaging necessary?

.....

.....

Can the material be reused?

.....


Do you like the packet? Why ?

.....

.....

.....

.....



Investigating fonts

Look at the writing and pictures on the packet.
Copy it below

What colours are used the most.....
Does the packet stand out?.....

Look at the writing and pictures on the packet.
Copy it below

What colours are used the most.....
Does the packet stand out?.....

Which colours would you use to catch the eye?.....
.....
.....

Looking at nets

Open out your package..Draw the net. What is it made from?

Did the package protect what it was holding? How?.....
.....

What important information was on the packet?
.....
.....
.....
.....

.....
Did the package have tabs?.....

My package design


Design criteria: Design a package to make an easter egg.

Who is it for?

What information will be on the packet?

Draw and label your package.
Include details of colours and materials to be used

Draw a net of your package



Evaluating my design

I made my packet from paper to see if it works.

These are the things I will need to change and be careful with

.....
.....
.....

I made my design these are the things I was pleased with.....

.....
.....

These are the things I would change next time.....

.....
.....

My favourite thing about my package was.....

.....
.....

Because

I would give my package 1 2 3 4 5 for being able
to hold the egg

I would give my package 1 2 3 4 5 for its net

I would give my package 1 2 3 4 5 for presentation

